


GLOBAL
EDITION



Economics

SIXTH EDITION

R. Glenn Hubbard • Anthony Patrick O'Brien

ALWAYS LEARNING


PEARSON

Practice, Engage, and Assess with MyEconLab®




- **Pearson eText**—The Pearson eText gives students access to their textbook anytime, anywhere. In addition to note-taking, highlighting, and bookmarking, the Pearson eText offers interactive and sharing features. Students actively read and learn, through embedded and auto-graded practice, real-time data-graphs, animations, author videos, and more. Instructors can share comments or highlights, and students can add their own, for a tight community of learners in any class.

- **Practice**—Algorithmically generated homework and study plan exercises with instant feedback ensure varied and productive practice, helping students improve their understanding and prepare for quizzes and tests. Draw-graph exercises encourage students to practice the language of economics.



- **Learning Resources**—Personalized learning aids such as Help Me Solve This problem walkthroughs, Teach Me explanations of the underlying concept, and figure Animations provide on-demand help when students need it most.

- **Adaptive Study Plan**—Monitors each student's progress and offers a continuously personalized study plan based on his or her own homework, quiz, and test results. Includes unlimited practice exercises and the opportunity to prove mastery through quizzes based on recommended learning objectives.




- **Dynamic Study Modules**—With a focus on key topics, these modules work by continuously assessing student performance and activity in real time and, using data and analytics, provide personalized content to reinforce concepts that target each student's particular strengths and weaknesses.

- **Digital Interactives**—Focused on a single core topic and organized in progressive levels, each interactive immerses students in an assignable and auto-graded activity. Digital Interactives are also engaging lecture tools for traditional, online, and hybrid courses, many incorporating real-time data, data displays, and analysis tools for rich classroom discussions.



Practice, Engage, and Assess with MyEconLab[®]

- **Learning Catalytics**—Generates classroom discussion, guides lectures, and promotes peer-to-peer learning with real-time analytics. Students can use any device to interact in the classroom, engage with content, and even draw and share graphs.



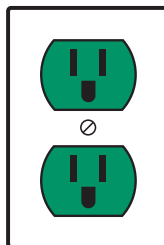
- **Real-Time Data Analysis Exercises**—Using current macro data to help students understand the impact of changes in economic variables, Real-Time Data Analysis Exercises communicate directly with the Federal Reserve Bank of St. Louis's FRED[®] site and update as new data are available.

- **Current News Exercises**—Every week, current microeconomic and macroeconomic news stories, with accompanying exercises, are posted to MyEconLab. Assignable and auto-graded, these multi-part exercises ask students to recognize and apply economic concepts to real-world events.



- **Experiments**—Flexible, easy-to-assign, auto-graded, and available in Single and Multiplayer versions, Experiments in MyEconLab make learning fun and engaging.

- **Reporting Dashboard**—View, analyze, and report learning outcomes clearly and easily. Available via the Gradebook and fully mobile-ready, the Reporting Dashboard presents student performance data at the class, section, and program levels in an accessible, visual manner.



- **LMS Integration**—Link from any LMS platform to access assignments, rosters, and resources, and synchronize MyLab grades with your LMS gradebook. For students, new direct, single sign-on provides access to all the personalized learning MyLab resources that make studying more efficient and effective.

- **Mobile Ready**—Students and instructors can access multimedia resources and complete assessments right at their fingertips, on any mobile device.



Economics

The Pearson Series in Economics

Abel/Bernanke/Croushore
*Macroeconomics**

Acemoglu/Laibson/List
*Economics**

Bade/Parkin
*Foundations of Economics**

Berck/Helfand
The Economics of the Environment

Bierman/Fernandez
Game Theory with Economic Applications

Blanchard
*Macroeconomics**

Blau/Ferber/Winkler
The Economics of Women, Men, and Work

Boardman/Greenberg/Vining/Weimer
Cost-Benefit Analysis

Boyer
Principles of Transportation Economics

Branson
Macroeconomic Theory and Policy

Bruce
Public Finance and the American Economy

Carlton/Perloff
Modern Industrial Organization

Case/Fair/Oster
*Principles of Economics**

Chapman
Environmental Economics: Theory, Application, and Policy

Cooter/Ulen
Law & Economics

Daniels/VanHoose
International Monetary & Financial Economics

Downs
An Economic Theory of Democracy

Ehrenberg/Smith
Modern Labor Economics

Farnham
Economics for Managers

Folland/Goodman/Stano
The Economics of Health and Health Care

Fort
Sports Economics

Froyen
Macroeconomics

Fusfeld
The Age of the Economist

Gerber
*International Economics**

González-Rivera
Forecasting for Economics and Business

Gordon
*Macroeconomics**

Greene
Econometric Analysis

Gregory
Essentials of Economics

Gregory/Stuart
Russian and Soviet Economic Performance and Structure

Hartwick/Olewiler
The Economics of Natural Resource Use

Heilbroner/Milberg
The Making of the Economic Society

Heyne/Boettke/Prychitko
The Economic Way of Thinking

Holt
Markets, Games, and Strategic Behavior

Hubbard/O'Brien
*Economics**
*Money, Banking, and the Financial System**

Hubbard/O'Brien/Rafferty
*Macroeconomics**

Hughes/Cain
American Economic History

Husted/Melvin
International Economics

Jehle/Reny
Advanced Microeconomic Theory

Johnson-Lans
A Health Economics Primer

Keat/Young/Erflé
Managerial Economics

Klein
Mathematical Methods for Economics

Krugman/Obstfeld/Melitz
*International Economics: Theory & Policy**

Laidler
The Demand for Money

Leeds/von Allmen
The Economics of Sports

Leeds/von Allmen/Schiming
*Economics**

Lynn
Economic Development: Theory and Practice for a Divided World

Miller
*Economics Today**
Understanding Modern Economics

Miller/Benjamin
The Economics of Macro Issues

Miller/Benjamin/North
The Economics of Public Issues

Mills/Hamilton
Urban Economics

Mishkin
*The Economics of Money, Banking, and Financial Markets**
*The Economics of Money, Banking, and Financial Markets, Business School Edition**
*Macroeconomics: Policy and Practice**

Murray
Econometrics: A Modern Introduction

O'Sullivan/Sheffrin/Perez
*Economics: Principles, Applications and Tools**

Parkin
*Economics**

Perloff
*Microeconomics**
*Microeconomics: Theory and Applications with Calculus**

Perloff/Brander
*Managerial Economics and Strategy**

Phelps
Health Economics

Pindyck/Rubinfeld
*Microeconomics**

Riddell/Shackelford/Stamos/Schneider
Economics: A Tool for Critically Understanding Society

Roberts
The Choice: A Fable of Free Trade and Protection

Rohlf
Introduction to Economic Reasoning

Roland
Development Economics

Scherer
Industry Structure, Strategy, and Public Policy

Schiller
The Economics of Poverty and Discrimination

Sherman
Market Regulation

Stock/Watson
Introduction to Econometrics

Studenmund
Using Econometrics: A Practical Guide

Tietenberg/Lewis
Environmental and Natural Resource Economics
Environmental Economics and Policy

Todaro/Smith
Economic Development

Waldman/Jensen
Industrial Organization: Theory and Practice

Walters/Walters/Appel/Callahan/Centanni/Maex/O'Neill
Econversations: Today's Students Discuss Today's Issues

Weil
Economic Growth

Williamson
Macroeconomics

*denotes MyEconLab titles

Visit www.myeconlab.com to learn more.

Economics

Sixth Edition

Global Edition

R. Glenn Hubbard

Columbia University

Anthony Patrick O'Brien

Lehigh University

PEARSON

Boston Columbus Indianapolis New York San Francisco
Amsterdam Cape Town Dubai London Madrid Milan Munich Paris Montréal Toronto
Delhi Mexico City São Paulo Sydney Hong Kong Seoul Singapore Taipei Tokyo

Vice President, Business Publishing: Donna Battista
Executive Editor: David Alexander
Executive Development Editor: Lena Buonanno
Editorial Assistant: Michelle Zeng
Associate Acquisitions Editor, Global Edition: Ananya Srivastava
Associate Project Editor, Global Edition: Paromita Banerjee
Vice President, Product Marketing: Maggie Moylan
Director of Marketing, Digital Services and Products: Jeanette Koskinas
Senior Product Marketing Manager: Alison Haskins
Field Marketing Manager: Ramona Elmer
Product Marketing Assistant: Jessica Quazza
Team Lead, Program Management: Ashley Santora
Program Manager: Lindsey Sloan
Team Lead, Project Management: Jeff Holcomb
Project Manager: Carla Thompson
Project Manager, Global Edition: Purnima Narayanan
Senior Manufacturing Controller, Global Edition: Trudy Kimber
Operations Specialist: Carol Melville

Creative Director: Blair Brown
Art Director: Jon Boylan
Vice President, Director of Digital Strategy and Assessment: Paul Gentile
Manager of Learning Applications: Paul DeLuca
Digital Editor: Denise Clinton
Director, Digital Studio: Sacha Laustsen
Digital Studio Manager: Diane Lombardo
Digital Studio Project Manager: Melissa Honig
Digital Studio Project Manager: Robin Lazrus
Digital Content Team Lead: Noel Lotz
Digital Content Project Lead: Courtney Kamauf
Media Production Manager, Global Edition: Vikram Kumar
Assistant Media Producer, Global Edition: Naina Singh
Full-Service Project Management and Composition: Cenveo® Publisher Services
Interior Designer: Cenveo Publisher Services
Cover Image: © Andrei Maskalionak / 123RF

Microsoft and/or its respective suppliers make no representations about the suitability of the information contained in the documents and related graphics published as part of the services for any purpose. All such documents and related graphics are provided “as is” without warranty of any kind. Microsoft and/or its respective suppliers hereby disclaim all warranties and conditions with regard to this information, including all warranties and conditions of merchantability, whether express, implied or statutory, fitness for a particular purpose, title and non-infringement. In no event shall Microsoft and/or its respective suppliers be liable for any special, indirect or consequential damages or any damages whatsoever resulting from loss of use, data or profits, whether in an action of contract, negligence or other tortious action, arising out of or in connection with the use or performance of information available from the services.

The documents and related graphics contained herein could include technical inaccuracies or typographical errors. Changes are periodically added to the information herein. Microsoft and/or its respective suppliers may make improvements and/or changes in the product(s) and/or the program(s) described herein at any time. Partial screen shots may be viewed in full within the software version specified.

Microsoft® and Windows® are registered trademarks of the Microsoft Corporation in the U.S.A. and other countries. This book is not sponsored or endorsed by or affiliated with the Microsoft Corporation.

FRED® is a registered trademark and the FRED® Logo and ST. LOUIS FED are trademarks of the Federal Reserve Bank of St. Louis. <http://research.stlouisfed.org/fred2/>

Acknowledgments of third-party content appear in the appropriate section within the text.

PEARSON, ALWAYS LEARNING, and MYECONLAB® are exclusive trademarks owned by Pearson Education, Inc. or its affiliates in the U.S. and/or other countries.

Pearson Education Limited
Edinburgh Gate
Harlow
Essex CM20 2JE
England

and Associated Companies throughout the world

Visit us on the World Wide Web at: www.pearsonglobaleditions.com; © Pearson Education Limited 2017

The rights of R. Glenn Hubbard and Anthony Patrick O'Brien to be identified as the authors of this work have been asserted by them in accordance with the Copyright, Designs and Patents Act 1988.

Authorized adaptation from the United States edition, entitled Economics, 6th Edition, ISBN 978-0-13-410584-0 by R. Glenn Hubbard and Anthony Patrick O'Brien, published by Pearson Education © 2017.

All rights reserved. No part of this publication may be reproduced, stored in a retrieval system, or transmitted in any form or by any means, electronic, mechanical, photocopying, recording or otherwise, without either the prior written permission of the publisher or a license permitting restricted copying in the United Kingdom issued by the Copyright Licensing Agency Ltd, Saffron House, 6–10 Kirby Street, London EC1N 8TS.

All trademarks used herein are the property of their respective owners. The use of any trademark in this text does not vest in the author or publisher any trademark ownership rights in such trademarks, nor does the use of such trademarks imply any affiliation with or endorsement of this book by such owners.

ISBN 10: 1-292-15992-8

ISBN 13: 978-1-292-15992-8

British Library Cataloguing-in-Publication Data

A catalogue record for this book is available from the British Library

10 9 8 7 6 5 4 3 2 1

Typeset in Times NRMT Pro by Integra Software Services, Inc.

Printed and bound by Vivar in Malaysia

For Constance, Raph, and Will
—*R. Glenn Hubbard*

For Cindy, Matthew, Andrew, and Daniel
—*Anthony Patrick O'Brien*

This page intentionally left blank

ABOUT THE AUTHORS



Glenn Hubbard, policymaker, professor, and researcher.

R. Glenn Hubbard is the dean and Russell L. Carson Professor of Finance and Economics in the Graduate School of Business at Columbia University and professor of economics in Columbia's Faculty of Arts and Sciences. He is also a research associate of the National Bureau of Economic Research and a director of Automatic Data Processing, Black Rock Closed-End Funds, and MetLife. He received his Ph.D. in economics from Harvard University in 1983. From 2001 to 2003, he served as chairman of the White House Council of Economic Advisers

and chairman of the OECD Economic Policy Committee, and from 1991 to 1993, he was deputy assistant secretary of the U.S. Treasury Department. He currently serves as co-chair of the nonpartisan Committee on Capital Markets Regulation. Hubbard's fields of specialization are public economics, financial markets and institutions, corporate finance, macroeconomics, industrial organization, and public policy. He is the author of more than 100 articles in leading journals, including *American Economic Review*, *Brookings Papers on Economic Activity*, *Journal of Finance*, *Journal of Financial Economics*, *Journal of Money, Credit, and Banking*, *Journal of Political Economy*, *Journal of Public Economics*, *Quarterly Journal of Economics*, *RAND Journal of Economics*, and *Review of Economics and Statistics*. His research has been supported by grants from the National Science Foundation, the National Bureau of Economic Research, and numerous private foundations.



Tony O'Brien, award-winning professor and researcher.

Anthony Patrick O'Brien is a professor of economics at Lehigh University. He received his Ph.D. from the University of California, Berkeley, in 1987. He has taught principles of economics for more than 20 years, in both large sections and small honors classes. He received the Lehigh University Award for Distinguished Teaching. He was formerly the director of the Diamond Center for Economic Education and was named a Dana Foundation Faculty Fellow and Lehigh Class of 1961 Professor of Economics. He has been a visiting professor at the University of

California, Santa Barbara, and the Graduate School of Industrial Administration at Carnegie Mellon University. O'Brien's research has dealt with issues such as the evolution of the U.S. automobile industry, the sources of U.S. economic competitiveness, the development of U.S. trade policy, the causes of the Great Depression, and the causes of black–white income differences. His research has been published in leading journals, including *American Economic Review*, *Quarterly Journal of Economics*, *Journal of Money, Credit, and Banking*, *Industrial Relations*, *Journal of Economic History*, and *Explorations in Economic History*. His research has been supported by grants from government agencies and private foundations.

BRIEF CONTENTS

Preface	29		
A Word of Thanks	57		
PART 1: Introduction			
Chapter 1: Economics: Foundations and Models	60		
Appendix: Using Graphs and Formulas	85		
Chapter 2: Trade-offs, Comparative Advantage, and the Market System	98		
Chapter 3: Where Prices Come From: The Interaction of Demand and Supply	130		
Chapter 4: Economic Efficiency, Government Price Setting, and Taxes	166		
Appendix: Quantitative Demand and Supply Analysis	199		
PART 2: Markets in Action: Policy and Applications			
Chapter 5: Externalities, Environmental Policy, and Public Goods	204		
Chapter 6: Elasticity: The Responsiveness of Demand and Supply	240		
Chapter 7: The Economics of Health Care	274		
PART 3: Firms in the Domestic and International Economies			
Chapter 8: Firms, the Stock Market, and Corporate Governance	308		
Appendix: Tools to Analyze Firms' Financial Information	333		
Chapter 9: Comparative Advantage and the Gains from International Trade	342		
PART 4: Microeconomic Foundations: Consumers and Firms			
Chapter 10: Consumer Choice and Behavioral Economics	376		
Appendix: Using Indifference Curves and Budget Lines to Understand Consumer Behavior	408		
Chapter 11: Technology, Production, and Costs	422		
Appendix: Using Isoquants and Isocost Lines to Understand Production and Cost	451		
PART 5: Market Structure and Firm Strategy			
Chapter 12: Firms in Perfectly Competitive Markets	464		
Chapter 13: Monopolistic Competition: The Competitive Model in a More Realistic Setting	500		
Chapter 14: Oligopoly: Firms in Less Competitive Markets	528		
Chapter 15: Monopoly and Antitrust Policy	556		
Chapter 16: Pricing Strategy	588		
PART 6: Labor Markets, Public Choice, and the Distribution of Income			
Chapter 17: The Markets for Labor and Other Factors of Production	614		
Chapter 18: Public Choice, Taxes, and the Distribution of Income	652		
PART 7: Macroeconomic Foundations and Long-Run Growth			
Chapter 19: GDP: Measuring Total Production and Income	688		
Chapter 20: Unemployment and Inflation	714		
Chapter 21: Economic Growth, the Financial System, and Business Cycles	752		
Chapter 22: Long-Run Economic Growth: Sources and Policies	788		
PART 8: Short-Run Fluctuations			
Chapter 23: Aggregate Expenditure and Output in the Short Run	828		
Appendix: The Algebra of Macroeconomic Equilibrium	870		
Chapter 24: Aggregate Demand and Aggregate Supply Analysis	872		
Appendix: Macroeconomic Schools of Thought	909		

PART 9: Monetary and Fiscal Policy

Chapter 25: Money, Banks, and the Federal Reserve System	914
Chapter 26: Monetary Policy	952
Chapter 27: Fiscal Policy	996
Appendix: A Closer Look at the Multiplier	1037
Chapter 28: Inflation, Unemployment, and Federal Reserve Policy	1042

PART 10: The International Economy

Chapter 29: Macroeconomics in an Open Economy	1074
Chapter 30: The International Financial System	1102
Appendix: The Gold Standard and the Bretton Woods System	1124
Glossary	1131
Company Index	1139
Subject Index	1142
Credits	1163

This page intentionally left blank

CONTENTS

Preface	29	Taking into Account More Than Two Variables on a Graph	88
A Word of Thanks	57	Positive and Negative Relationships	90
PART 1: Introduction		Determining Cause and Effect	90
CHAPTER 1: Economics: Foundations and Models		Are Graphs of Economic Relationships Always Straight Lines?	92
Will Smart Devices Revolutionize Health Care?	61	Slopes of Nonlinear Curves	92
1.1 Three Key Economic Ideas	62	Formulas	92
People Are Rational	63	Formula for a Percentage Change	93
People Respond to Economic Incentives	63	Formulas for the Areas of a Rectangle and a Triangle	94
Making the Connection: Does Health Insurance Give People an Incentive to Become Obese?	63	Summary of Using Formulas	95
Optimal Decisions Are Made at the Margin	65	Problems and Applications	95
Solved Problem 1.1: OraSure Makes a Decision at the Margin	65	CHAPTER 2: Trade-offs, Comparative Advantage, and the Market System	98
1.2 The Economic Problem That Every Society Must Solve	66	Managers at Tesla Motors Face Trade-offs	99
Making the Connection: It's Saturday Afternoon; Why Aren't You at the Game?	67	2.1 Production Possibilities Frontiers and Opportunity Costs	100
What Goods and Services Will Be Produced?	68	Graphing the Production Possibilities Frontier	100
How Will the Goods and Services Be Produced?	68	Solved Problem 2.1: Drawing a Production Possibilities Frontier for Tesla Motors	102
Who Will Receive the Goods and Services Produced?	68	Increasing Marginal Opportunity Costs	104
Centrally Planned Economies versus Market Economies	68	Economic Growth	105
The Modern "Mixed" Economy	69	2.2 Comparative Advantage and Trade	106
Efficiency and Equity	70	Specialization and Gains from Trade	106
1.3 Economic Models	70	Absolute Advantage versus Comparative Advantage	108
The Role of Assumptions in Economic Models	71	Comparative Advantage and the Gains from Trade	109
Forming and Testing Hypotheses in Economic Models	71	Don't Let This Happen to You Don't Confuse Absolute Advantage and Comparative Advantage	109
Positive and Normative Analysis	72	Solved Problem 2.2: Comparative Advantage and the Gains from Trade	110
Don't Let This Happen to You Don't Confuse Positive Analysis with Normative Analysis	73	Making the Connection: Comparative Advantage, Opportunity Cost, and Housework	111
Economics as a Social Science	73	2.3 The Market System	112
Making the Connection: Should Medical School Be Free?	74	The Circular Flow of Income	113
1.4 Microeconomics and Macroeconomics	75	The Gains from Free Markets	114
1.5 A Preview of Important Economic Terms	75	The Market Mechanism	114
Conclusion	77	Making the Connection: A Story of the Market System in Action: How Do You Make an iPad?	115
An Inside Look: Smart Medical Devices—Right Before Your Very Eyes	78	The Role of the Entrepreneur in the Market System	117
*Chapter Summary and Problems	80	The Legal Basis of a Successful Market System	117
Key Terms, Summary, Review Questions, Problems and Applications		Making the Connection: An Elementary Case of Copyright	119
Appendix: Using Graphs and Formulas	85	Conclusion	121
Graphs of One Variable	86	An Inside Look: You're Going to Need a MUCH Bigger Charging Station	122
Graphs of Two Variables	87		
Slopes of Lines	88		

*These end-of-chapter resource materials repeat in all chapters. Select chapters also include Real-Time Data Exercises.

CHAPTER 3: Where Prices Come From: The Interaction of Demand and Supply 130

How Smart Is Your Watch? 131

3.1 The Demand Side of the Market 132

Demand Schedules and Demand Curves 132

The Law of Demand 133

What Explains the Law of Demand? 133

Holding Everything Else Constant: The *Ceteris Paribus* Condition 134

Variables That Shift Market Demand 134

Making the Connection: Are Smartwatches Substitutes for Smartphones? 135

Making the Connection: Tough Times for Big Macs and Golf 136

A Change in Demand versus a Change in Quantity Demanded 139

Making the Connection: Forecasting the Demand for iPhones 139

3.2 The Supply Side of the Market 140

Supply Schedules and Supply Curves 141

The Law of Supply 141

Variables That Shift Market Supply 141

A Change in Supply versus a Change in Quantity Supplied 144

3.3 Market Equilibrium: Putting Demand and Supply Together 144

How Markets Eliminate Surpluses and Shortages 145

Demand and Supply Both Count 146

Solved Problem 3.3: Demand and Supply Both Count: A Tale of Two Letters 146

3.4 The Effect of Demand and Supply Shifts on Equilibrium 148

The Effect of Shifts in Supply on Equilibrium 148

The Effect of Shifts in Demand on Equilibrium 148

The Effect of Shifts in Demand and Supply over Time 148

Making the Connection: Demand and Supply Trashes Plastic Recycling 150

Solved Problem 3.4: Can We Predict Changes in the Price and Quantity of Beef? 152

Shifts in a Curve versus Movements along a Curve 154

Don't Let This Happen to You Remember: A Change in a Good's Price Does *Not* Cause the Demand or Supply Curve to Shift 154

Conclusion 155

An Inside Look: Apple Watch Inspires Development of Complementary Products 156

CHAPTER 4: Economic Efficiency, Government Price Setting, and Taxes 166

The Sharing Economy, Phone Apps, and Rent Control 167

4.1 Consumer Surplus and Producer Surplus 168

Consumer Surplus 168

Making the Connection: The Consumer Surplus from Broadband Internet Service 170

Producer Surplus 171

What Consumer Surplus and Producer Surplus Measure 172

4.2 The Efficiency of Competitive Markets 173

Marginal Benefit Equals Marginal Cost in Competitive Equilibrium 173

Economic Surplus 174

Deadweight Loss 174

Economic Surplus and Economic Efficiency 175

4.3 Government Intervention in the Market: Price Floors and Price Ceilings 175

Price Floors: Government Policy in Agricultural Markets 176

Making the Connection: Price Floors in Labor Markets: The Debate over Minimum Wage Policy 177

Price Ceilings: Government Rent Control Policy in Housing Markets 178

Don't Let This Happen to You Don't Confuse "Scarcity" with "Shortage" 180

Black Markets and Peer-to-Peer Sites 180

Solved Problem 4.3: What's the Economic Effect of a Black Market in Renting Apartments? 180

The Results of Government Price Controls: Winners, Losers, and Inefficiency 182

Making the Connection: Why Is Uber Such a Valuable Company? 182

Positive and Normative Analysis of Price Ceilings and Price Floors 183

4.4 The Economic Effect of Taxes 183

The Effect of Taxes on Economic Efficiency 183

Tax Incidence: Who Actually Pays a Tax? 184

Solved Problem 4.4: When Do Consumers Pay All of a Sales Tax Increase? 185

Making the Connection: Is the Burden of the Social Security Tax Really Shared Equally between Workers and Firms? 187

Conclusion 189

An Inside Look at Policy: Airbnb Customers to Pay Hotel Taxes 190

Appendix: Quantitative Demand and Supply Analysis 199

Demand and Supply Equations 199

Calculating Consumer Surplus and Producer Surplus 200

PART 2: Markets in Action: Policy and Applications

CHAPTER 5: Externalities, Environmental Policy, and Public Goods 204

Can Economic Policy Help Protect the Environment? 205

5.1 Externalities and Economic Efficiency 206

The Effect of Externalities 206

Externalities and Market Failure	208	Don't Let This Happen to You Don't Confuse	
What Causes Externalities?	209	Inelastic with Perfectly Inelastic	247
5.2 Private Solutions to Externalities: The Coase Theorem	209	6.2 The Determinants of the Price Elasticity of Demand	249
The Economically Efficient Level of Pollution Reduction	210	Availability of Close Substitutes	249
Making the Connection: The Clean Air Act: How a Government Policy Reduced Infant Mortality	210	Passage of Time	249
The Basis for Private Solutions to Externalities	212	Luxuries versus Necessities	249
Don't Let This Happen to You Remember That It's the <i>Net</i> Benefit That Counts	213	Definition of the Market	249
Do Property Rights Matter?	214	Share of a Good in a Consumer's Budget	250
The Problem of Transactions Costs	214	Some Estimated Price Elasticities of Demand	250
The Coase Theorem	214	6.3 The Relationship between Price Elasticity of Demand and Total Revenue	251
Making the Connection: How Can You Defend Your Knees on a Plane Flight?	215	Elasticity and Revenue with a Linear Demand Curve	252
5.3 Government Policies to Deal with Externalities	216	Solved Problem 6.3: Price and Revenue Don't Always Move in the Same Direction	253
Imposing a Tax When There Is a Negative Externality	216	Making the Connection: Why Does Amazon Care about Price Elasticity?	254
Providing a Subsidy When There Is a Positive Externality	217	6.4 Other Demand Elasticities	255
Making the Connection: Should the Government Tax Cigarettes and Soda?	217	Cross-Price Elasticity of Demand	255
Solved Problem 5.3: Dealing with the Externalities of Car Driving	219	Income Elasticity of Demand	256
Command-and-Control versus Market-Based Approaches	221	Making the Connection: Price Elasticity, Cross-Price Elasticity, and Income Elasticity in the Market for Alcoholic Beverages	257
The End of the Sulfur Dioxide Cap-and-Trade System	221	6.5 Using Elasticity to Analyze the Disappearing Family Farm	258
Are Tradable Emission Allowances Licenses to Pollute?	222	Solved Problem 6.5: Using Price Elasticity to Analyze a Policy of Taxing Gasoline	259
Making the Connection: Can a Carbon Tax Reduce Global Warming?	222	6.6 The Price Elasticity of Supply and Its Measurement	260
5.4 Four Categories of Goods	223	Measuring the Price Elasticity of Supply	260
The Demand for a Public Good	224	Determinants of the Price Elasticity of Supply	261
The Optimal Quantity of a Public Good	226	Making the Connection: Why Are Oil Prices So Unstable?	261
Solved Problem 5.4: Determining the Optimal Level of Public Goods	227	Polar Cases of Perfectly Elastic and Perfectly Inelastic Supply	262
Common Resources	229	Using Price Elasticity of Supply to Predict Changes in Price	264
Conclusion	231	Conclusion	265
CHAPTER 6: Elasticity: The Responsiveness of Demand and Supply	240	CHAPTER 7: The Economics of Health Care	274
Do People Respond to Changes in the Price of Gasoline?	241	How Much Will You Pay for Health Insurance?	275
6.1 The Price Elasticity of Demand and Its Measurement	242	7.1 The Improving Health of People in the United States	276
Measuring the Price Elasticity of Demand	242	Changes over Time in U.S. Health	277
Elastic Demand and Inelastic Demand	243	Reasons for Long-Run Improvements in U.S. Health	277
An Example of Computing Price Elasticities	243	7.2 Health Care around the World	278
The Midpoint Formula	244	The U.S. Health Care System	278
Solved Problem 6.1: Calculating the Price Elasticity of Demand	245	Making the Connection: The Increasing Importance of Health Care in the U.S. Economy	280
When Demand Curves Intersect, the Flatter Curve Is More Elastic	246	The Health Care Systems of Canada, Japan, and the United Kingdom	281
Polar Cases of Perfectly Elastic and Perfectly Inelastic Demand	247	Comparing Health Care Outcomes around the World	282
		7.3 Information Problems and Externalities in the Market for Health Care	284
		Adverse Selection and the Market for "Lemons"	284

Asymmetric Information in the Market for Health Insurance	285	Did Principal–Agent Problems Help Cause the 2007–2009 Financial Crisis?	325
Don't Let This Happen to You Don't Confuse Adverse Selection with Moral Hazard	286	Solved Problem 8.4: Will Dodd-Frank Improve Corporate Governance?	326
Externalities in the Market for Health Care	287	Conclusion	327
Should the Government Run the Health Care System?	289	Appendix: Tools to Analyze Firms' Financial Information	333
7.4 The Debate over Health Care Policy in the United States	290	Using Present Value to Make Investment Decisions	333
The Rising Cost of Health Care	290	Solved Problem 8A.1: How to Receive Your Contest Winnings	335
Making the Connection: Are U.S. Firms Handicapped by Paying for Their Employees' Health Insurance?	292	Using Present Value to Calculate Bond Prices	335
Explaining Increases in Health Care Spending	293	Using Present Value to Calculate Stock Prices	336
Solved Problem 7.4: Recent Trends in Health Care	296	A Simple Formula for Calculating Stock Prices	337
The Continuing Debate over Health Care Policy	297	Going Deeper into Financial Statements	338
Making the Connection: How Much Is That MRI Scan?	299	Analyzing Income Statements	338
Conclusion	301	Analyzing Balance Sheets	339
 		CHAPTER 9: Comparative Advantage and the Gains from International Trade	342
PART 3: Firms in the Domestic and International Economies		President Obama, Nike, and Free Trade	343
<hr/>		9.1 The United States in the International Economy	344
CHAPTER 8: Firms, the Stock Market, and Corporate Governance	308	The Importance of Trade to the U.S. Economy	345
Is Twitter the Next Facebook?	309	Making the Connection: Would New Balance Be Helped or Hurt by the Trans-Pacific Partnership?	345
8.1 Types of Firms	310	U.S. International Trade in a World Context	346
Who Is Liable? Limited and Unlimited Liability Corporations Earn the Majority of Revenue and Profits	311	9.2 Comparative Advantage in International Trade	347
Making the Connection: Why Are Fewer Young People Starting Businesses?	312	A Brief Review of Comparative Advantage	347
The Structure of Corporations and the Principal–Agent Problem	313	Comparative Advantage and Absolute Advantage	348
8.2 How Firms Raise Funds	314	9.3 How Countries Gain from International Trade	349
Sources of External Funds	314	Increasing Consumption through Trade	349
Making the Connection: The Rating Game: Is the U.S. Treasury Likely to Default on Its Bonds?	315	Solved Problem 9.3: The Gains from Trade	350
Stock and Bond Markets Provide Capital—and Information	317	Why Don't We See Complete Specialization?	352
Don't Let This Happen to You When Twitter Shares Are Sold, Twitter Doesn't Get the Money	318	Does Anyone Lose as a Result of International Trade?	352
The Fluctuating Stock Market	318	Don't Let This Happen to You Remember That Trade Creates Both Winners and Losers	353
Making the Connection: Why Are Many People Poor Stock Market Investors?	319	Where Does Comparative Advantage Come From?	353
Solved Problem 8.2: Why Does Warren Buffett Like Mutual Funds?	320	Comparative Advantage over Time: The Rise and Fall—and Rise—of the U.S. Consumer Electronics Industry	354
8.3 Using Financial Statements to Evaluate a Corporation	321	9.4 Government Policies That Restrict International Trade	354
The Income Statement	322	Tariffs	355
The Balance Sheet	323	Quotas and Voluntary Export Restraints	357
8.4 Corporate Governance Policy and the Financial Crisis of 2007–2009	323	Measuring the Economic Effect of the Sugar Quota	358
The Accounting Scandals of the Early 2000s	323	Solved Problem 9.4: Measuring the Economic Effect of a Quota	359
The Financial Crisis of 2007–2009	324	The High Cost of Preserving Jobs with Tariffs and Quotas	360
		Making the Connection: Smoot-Hawley, the Politics of Tariffs, and the Price of Protecting a Vanishing Industry	360
		Gains from Unilateral Elimination of Tariffs and Quotas	362
		Other Barriers to Trade	362

9.5 The Arguments over Trade Policies and Globalization 363

- Why Do Some People Oppose the World Trade Organization? 363
- Making the Connection:** Protecting Consumer Health or Protecting U.S. Firms from Competition? 365
- Dumping 366
- Positive versus Normative Analysis (Once Again) 366
- Conclusion** 367

PART 4: Microeconomic Foundations: Consumers and Firms

CHAPTER 10: Consumer Choice and Behavioral Economics 376

J.C. Penney Customers Didn't Buy into "Everyday Low Prices" 377

10.1 Utility and Consumer Decision Making 378

An Overview of the Economic Model of Consumer Behavior 378

Utility 378

The Principle of Diminishing Marginal Utility 379

The Rule of Equal Marginal Utility per Dollar Spent 379

Solved Problem 10.1: Finding the Optimal Level of Consumption 382

What if the Rule of Equal Marginal Utility per Dollar Does Not Hold? 383

Don't Let This Happen to You Equalize Marginal Utilities per Dollar 384

The Income Effect and Substitution Effect of a Price Change 385

10.2 Where Demand Curves Come From 386

Making the Connection: Are There Any Upward-Sloping Demand Curves in the Real World? 388

10.3 Social Influences on Decision Making 389

The Effects of Celebrity Endorsements 389

Network Externalities 390

Does Fairness Matter? 391

Making the Connection: Is Uber Price Gouging? 394

10.4 Behavioral Economics: Do People Make Their Choices Rationally? 395

Pitfalls in Decision Making 395

Making the Connection: A Blogger Who Understands the Importance of Ignoring Sunk Costs 397

The Behavioral Economics of Shopping 398

Making the Connection: J.C. Penney Meets Behavioral Economics 399

Conclusion 401

Appendix: Using Indifference Curves and Budget Lines to Understand Consumer Behavior 408

Consumer Preferences 408

Indifference Curves 408

The Slope of an Indifference Curve 409

Can Indifference Curves Ever Cross? 409

The Budget Constraint 410

Choosing the Optimal Consumption of Pizza and Coke 411

Making the Connection: Dell Determines the Optimal Mix of Products 412

Deriving the Demand Curve 413

Solved Problem 10A.1: When Does a Price Change Make a Consumer Better Off? 414

The Income Effect and the Substitution Effect of a Price Change 416

How a Change in Income Affects Optimal Consumption 417

The Slope of the Indifference Curve, the Slope of the Budget Line, and the Rule of Equal Marginal Utility per Dollar Spent 417

The Rule of Equal Marginal Utility per Dollar Spent Revisited 418

CHAPTER 11: Technology, Production, and Costs 422

Will the Cost of MOOCs Revolutionize Higher Education? 423

11.1 Technology: An Economic Definition 424

Making the Connection: UPS Uses Technology to Deal with a Surge in Holiday Packages 424

11.2 The Short Run and the Long Run in Economics 425

The Difference between Fixed Costs and Variable Costs 425

Making the Connection: Fixed Costs in the Publishing Industry 426

Implicit Costs versus Explicit Costs 426

The Production Function 427

A First Look at the Relationship between Production and Cost 428

11.3 The Marginal Product of Labor and the Average Product of Labor 429

The Law of Diminishing Returns 429

Graphing Production 430

Making the Connection: Adam Smith's Famous Account of the Division of Labor in a Pin Factory 431

The Relationship between Marginal Product and Average Product 431

An Example of Marginal and Average Values: College Grades 432

11.4 The Relationship between Short-Run Production and Short-Run Cost 433

Marginal Cost 433

Why Are the Marginal and Average Cost Curves U Shaped? 433

Solved Problem 11.4: Calculating Marginal Cost and Average Cost 435

11.5 Graphing Cost Curves 436

11.6 Costs in the Long Run 438

Economies of Scale 438

Long-Run Average Cost Curves for Automobile Factories 439

Solved Problem 11.6: Using Long-Run Average Cost Curves to Understand Business Strategy 439

Making the Connection: The Colossal River Rouge: Diseconomies of Scale at Ford Motor Company 441

Don't Let This Happen to You Don't Confuse Diminishing Returns with Diseconomies of Scale 442

Conclusion 443

Appendix: Using Isoquants and Isocost Lines to Understand Production and Cost 451

Isoquants 451

 An Isoquant Graph 451

 The Slope of an Isoquant 452

Isocost Lines 452

 Graphing the Isocost Line 452

 The Slope and Position of the Isocost Line 452

Choosing the Cost-Minimizing Combination of Capital and Labor 454

 Different Input Price Ratios Lead to Different Input Choices 454

Solved Problem 11A.1: Firms Responding to Differences in Input Price Ratios 455

 Another Look at Cost Minimization 456

Solved Problem 11A.2: Determining the Optimal Combination of Inputs 457

Making the Connection: Do National Football League Teams Behave Efficiently? 458

The Expansion Path 459

PART 5: Market Structure and Firm Strategy

CHAPTER 12: Firms in Perfectly Competitive Markets 464

Are Cage-Free Eggs the Road to Riches? 465

12.1 Perfectly Competitive Markets 467

 A Perfectly Competitive Firm Cannot Affect the Market Price 467

 The Demand Curve for the Output of a Perfectly Competitive Firm 468

Don't Let This Happen to You Don't Confuse the Demand Curve for Farmer Parker's Wheat with the Market Demand Curve for Wheat 468

12.2 How a Firm Maximizes Profit in a Perfectly Competitive Market 469

 Revenue for a Firm in a Perfectly Competitive Market 470

 Determining the Profit-Maximizing Level of Output 470

12.3 Illustrating Profit or Loss on the Cost Curve Graph 472

 Showing Profit on a Graph 473

Solved Problem 12.3: Determining Profit-Maximizing Price and Quantity 474

Don't Let This Happen to You Remember That Firms Maximize Their Total Profit, Not Their Profit per Unit 476

 Illustrating When a Firm Is Breaking Even or Operating at a Loss 476

Making the Connection: Losing Money in the Solar Panel Industry 477

12.4 Deciding Whether to Produce or to Shut Down in the Short Run 478

 The Supply Curve of a Firm in the Short Run 479

Solved Problem 12.4: When to Shut Down an Oil Well 480

 The Market Supply Curve in a Perfectly Competitive Industry 481

12.5 "If Everyone Can Do It, You Can't Make Money at It": The Entry and Exit of Firms in the Long Run 481

 Economic Profit and the Entry or Exit Decision 482

 Long-Run Equilibrium in a Perfectly Competitive Market 485

 The Long-Run Supply Curve in a Perfectly Competitive Market 485

Making the Connection: In the Apple Apps Store, Easy Entry Makes the Long Run Pretty Short 487

 Increasing-Cost and Decreasing-Cost Industries 487

12.6 Perfect Competition and Efficiency 488

 Productive Efficiency 488

Solved Problem 12.6: How Productive Efficiency Benefits Consumers 488

 Allocative Efficiency 490

Conclusion 491

CHAPTER 13: Monopolistic Competition: The Competitive Model in a More Realistic Setting 500

Is Chipotle the New McDonald's? 501

13.1 Demand and Marginal Revenue for a Firm in a Monopolistically Competitive Market 502

 The Demand Curve for a Monopolistically Competitive Firm 502

 Marginal Revenue for a Firm with a Downward-Sloping Demand Curve 502

13.2 How a Monopolistically Competitive Firm Maximizes Profit in the Short Run 504

Solved Problem 13.2: Does Minimizing Cost Maximize Profit at Apple? 506

13.3 What Happens to Profits in the Long Run? 507

 How Does the Entry of New Firms Affect the Profits of Existing Firms? 507

Don't Let This Happen to You Don't Confuse Zero Economic Profit with Zero Accounting Profit 508

Making the Connection: Is the Trend toward Healthy Eating a Threat to Chipotle's Market Niche? 510

Is Zero Economic Profit Inevitable in the Long Run?	510	CHAPTER 15: Monopoly and Antitrust Policy	556
Solved Problem 13.3: Buffalo Wild Wings		A Monopoly on Lobster Dinners in Maine?	557
Increases Costs to Increase Demand	511	15.1 Is Any Firm Ever Really a Monopoly?	558
13.4 Comparing Monopolistic Competition and Perfect Competition	513	Making the Connection: Is the NCAA a Monopoly?	558
Excess Capacity under Monopolistic Competition	513	15.2 Where Do Monopolies Come From?	560
Is Monopolistic Competition Inefficient?	514	Government Action Blocks Entry	560
How Consumers Benefit from Monopolistic Competition	514	Making the Connection: Does Hasbro Have a Monopoly on Monopoly?	561
Making the Connection: Are All Cupcakes the Same?	514	Control of a Key Resource	562
13.5 How Marketing Differentiates Products	515	Making the Connection: Are Diamond Profits Forever? The De Beers Diamond Monopoly	562
Brand Management	515	Network Externalities	563
Advertising	516	Natural Monopoly	564
Defending a Brand Name	516	15.3 How Does a Monopoly Choose Price and Output?	565
13.6 What Makes a Firm Successful?	516	Marginal Revenue Once Again	565
Making the Connection: Is Being the First Firm in the Market a Key to Success?	517	Profit Maximization for a Monopolist	567
Conclusion	519	Solved Problem 15.3: Finding the Profit-Maximizing Price and Output for a Cable Monopoly	568
 		Don't Let This Happen to You Don't Assume That Charging a Higher Price Is Always More Profitable for a Monopolist	569
CHAPTER 14: Oligopoly: Firms in Less Competitive Markets	528	15.4 Does Monopoly Reduce Economic Efficiency?	569
Apple, Spotify, and the Music Streaming Revolution	529	Comparing Monopoly and Perfect Competition	569
14.1 Oligopoly and Barriers to Entry	530	Measuring the Efficiency Losses from Monopoly	570
Barriers to Entry	531	How Large Are the Efficiency Losses Due to Monopoly?	571
Making the Connection: Hard Times in Atlantic City	533	Market Power and Technological Change	572
14.2 Game Theory and Oligopoly	534	15.5 Government Policy toward Monopoly	572
A Duopoly Game: Price Competition between Two Firms	534	Competition Laws and Antitrust Enforcement	572
Firm Behavior and the Prisoner's Dilemma	536	Making the Connection: Did Apple Violate the Law in Pricing e-Books?	573
Don't Let This Happen to You Don't Misunderstand Why Each Firm Ends Up Charging a Price of \$9.99	536	Mergers: The Trade-off between Market Power and Efficiency	575
Solved Problem 14.2: Is Same-Day Delivery a Prisoner's Dilemma for Walmart and Amazon?	536	European Court of Justice and European Council Merger Guidelines	576
Can Firms Escape the Prisoner's Dilemma?	537	Regulating Natural Monopolies	578
Making the Connection: Do Airlines Collude on Capacity to Keep Prices High?	539	Solved Problem 15.5: What Should Your College Charge for a MOOC?	579
Cartels: The Case of OPEC	540	Conclusion	581
14.3 Sequential Games and Business Strategy	542	 	
Deterring Entry	542	CHAPTER 16: Pricing Strategy	588
Solved Problem 14.3: Is Deterring Entry Always a Good Idea?	544	Walt Disney Discovers the Magic of Big Data	589
Bargaining	544	16.1 Pricing Strategy, the Law of One Price, and Arbitrage	590
14.4 The Five Competitive Forces Model	546	Arbitrage	590
Competition from Existing Firms	546	Solved Problem 16.1: Is Arbitrage Just a Rip-off?	591
The Threat from Potential Entrants	546	Why Don't All Firms Charge the Same Price?	591
Competition from Substitute Goods or Services	547	16.2 Price Discrimination: Charging Different Prices for the Same Product	592
The Bargaining Power of Buyers	547	The Requirements for Successful Price Discrimination	592
The Bargaining Power of Suppliers	547		
Making the Connection: Can We Predict Which Firms Will Continue to Be Successful?	547		
Conclusion	549		

Don't Let This Happen to You Don't Confuse Price Discrimination with Other Types of Discrimination 593
 An Example of Price Discrimination 593
Solved Problem 16.2: How Apple Uses Price Discrimination to Increase Profits 594
 Airlines: The Kings of Price Discrimination 595
Making the Connection: Why Is the Price of a J.Crew Jacket So Much Lower at an Outlet Mall? 597
 Perfect Price Discrimination 597
 Price Discrimination across Time 599
 Can Price Discrimination Be Illegal? 599
Making the Connection: The Internet Leaves You Open to Price Discrimination 600
16.3 Other Pricing Strategies 601
 Odd Pricing: Why Is the Price \$2.99 Instead of \$3.00? 601
 Why Do McDonald's and Other Firms Use Cost-Plus Pricing? 602
Making the Connection: Cost-Plus Pricing in the Publishing Industry 602
 How Can Using Two-Part Tariffs Increase a Firm's Profits? 604
Conclusion 607

PART 6: Labor Markets, Public Choice, and the Distribution of Income

CHAPTER 17: The Markets for Labor and Other Factors of Production 614
Rio Tinto Mines with Robots 615
17.1 The Demand for Labor 616
 The Marginal Revenue Product of Labor 616
Solved Problem 17.1: Hiring Decisions by a Firm That Is a Price Maker 618
 The Market Demand Curve for Labor 619
 Factors That Shift the Market Demand Curve for Labor 619
17.2 The Supply of Labor 620
 The Market Supply Curve of Labor 621
 Factors That Shift the Market Supply Curve of Labor 621
17.3 Equilibrium in the Labor Market 622
 The Effect on Equilibrium Wages of a Shift in Labor Demand 623
Making the Connection: Is Investing in a College Education a Good Idea? 623
 The Effect on Equilibrium Wages of a Shift in Labor Supply 624
Making the Connection: Should You Fear the Effect of Robots on the Labor Market? 625
17.4 Explaining Differences in Wages 627
Don't Let This Happen to You Remember That Prices and Wages Are Determined at the Margin 629
Making the Connection: Technology and the Earnings of "Superstars" 629
 Compensating Differentials 630
 Discrimination 631

Solved Problem 17.4: Is Passing "Comparable Worth" Legislation a Good Way to Close the Gap between Men's and Women's Pay? 632
Making the Connection: Does Greg Have an Easier Time Finding a Job Than Jamal? 634
 Labor Unions 636
17.5 Personnel Economics 637
 Should Workers' Pay Depend on How Much They Work or on How Much They Produce? 637
Making the Connection: A Better Way to Sell Contact Lenses 638
 Other Considerations in Setting Compensation Systems 639
17.6 The Markets for Capital and Natural Resources 640
 The Market for Capital 640
 The Market for Natural Resources 641
 Monopsony 642
 The Marginal Productivity Theory of Income Distribution 642
Conclusion 643

CHAPTER 18: Public Choice, Taxes, and the Distribution of Income 652

Should the Government Use the Tax System to Reduce Inequality? 653
18.1 Public Choice 654
 How Do We Know the Public Interest? Models of Voting 654
 Government Failure? 656
 Is Government Regulation Necessary? 658
18.2 The Tax System 658
 An Overview of the U.S. Tax System 659
 Progressive and Regressive Taxes 660
Making the Connection: Which Groups Pay the Most in Federal Taxes? 661
 Marginal and Average Income Tax Rates 662
 The Corporate Income Tax 662
 International Comparison of Corporate Income Taxes 663
 Evaluating Taxes 663
18.3 Tax Incidence Revisited: The Effect of Price Elasticity 665
Don't Let This Happen to You Don't Confuse Who Pays a Tax with Who Bears the Burden of the Tax 666
Making the Connection: Do Corporations Really Bear the Burden of the Federal Corporate Income Tax? 667
Solved Problem 18.3: The Effect of Price Elasticity on the Excess Burden of a Tax 668
18.4 Income Distribution and Poverty 669
 Measuring the Income Distribution and Measuring Poverty 669
 Showing the Income Distribution with a Lorenz Curve 670
 Problems in Measuring Poverty and the Distribution of Income 671

Solved Problem 18.4: What's the Difference between Income Mobility and Income Inequality? 673
 Explaining Income Inequality 675
 Policies to Reduce Income Inequality 676
Making the Connection: Who Are the 1 Percent, and How Do They Earn Their Incomes? 678
 Income Distribution and Poverty around the World 679
Conclusion 681

PART 7: Macroeconomic Foundations and Long-Run Growth

CHAPTER 19: GDP: Measuring Total Production and Income 688
Ford Motor Company Rides the Business Cycle 689
19.1 Gross Domestic Product Measures
Total Production 691
 Measuring Total Production: Gross Domestic Product 691
Solved Problem 19.1: Calculating GDP Production, Income, and the Circular-Flow Diagram 692
 Components of GDP 694
Don't Let This Happen to You Remember What Economists Mean by *Investment* 695
 An Equation for GDP and Some Actual Values 695
Making the Connection: Adding More of Lady Gaga to GDP 696
 Measuring GDP Using the Value-Added Method 697
19.2 Does GDP Measure What We Want It to Measure? 698
 Shortcomings in GDP as a Measure of Total Production 698
Making the Connection: Why Do Many Developing Countries Have Such Large Underground Economies? 699
 Shortcomings of GDP as a Measure of Well-Being 700
19.3 Real GDP versus Nominal GDP 701
 Calculating Real GDP 701
Solved Problem 19.3: Calculating Real GDP 701
 Comparing Real GDP and Nominal GDP 702
 The GDP Deflator 702
Making the Connection: How Did the Standard of Living in Nigeria Almost Double Overnight? 704
19.4 Other Measures of Total Production and Total Income 705
 Gross National Product 705
 National Income 705
 Personal Income 706
 Disposable Personal Income 706
 The Division of Income 706
Conclusion 707

CHAPTER 20: Unemployment and Inflation 714
Why Is JPMorgan Chase Laying Off Workers? 715
20.1 Measuring the Unemployment Rate, the Labor Force Participation Rate, and the Employment–Population Ratio 716
 The Household Survey 716
Solved Problem 20.1: What Happens if the BLS Includes the Military? 718
 Problems with Measuring the Unemployment Rate 719
 Trends in Labor Force Participation 720
 Unemployment Rates for Different Groups 721
 How Long Are People Typically Unemployed? 722
Making the Connection: Eight Million Workers Are Missing! 722
 The Establishment Survey: Another Measure of Employment 723
 Revisions in the Establishment Survey
 Employment Data: How Bad Was the 2007–2009 Recession? 724
 Job Creation and Job Destruction over Time 725
20.2 Types of Unemployment 725
 Frictional Unemployment and Job Search 726
 Structural Unemployment 726
 Cyclical Unemployment 727
 Full Employment 727
Making the Connection: How Should We Categorize Unemployment at JPMorgan Chase? 727
20.3 Explaining Unemployment 728
 Government Policies and the Unemployment Rate 728
 Labor Unions 730
 Efficiency Wages 730
20.4 Measuring Inflation 730
 The Consumer Price Index 731
 Is the CPI Accurate? 732
Don't Let This Happen to You Don't Miscalculate the Inflation Rate 733
 The Producer Price Index 734
20.5 Using Price Indexes to Adjust for the Effects of Inflation 734
Solved Problem 20.5: What Has Been Happening with Real Wages in the United States? 735
20.6 Nominal Interest Rates versus Real Interest Rates 736
20.7 Does Inflation Impose Costs on the Economy? 738
 Inflation Affects the Distribution of Income 738
 The Problem with Anticipated Inflation 738
 The Problem with Unanticipated Inflation 739
Making the Connection: What's So Bad about Falling Prices? 740
Conclusion 741
CHAPTER 21: Economic Growth, the Financial System, and Business Cycles 752
Economic Growth and the Business Cycle at Corning, Inc. 753

21.1 Long-Run Economic Growth	754	New Growth Theory	800
Making the Connection: The Connection		Joseph Schumpeter and Creative Destruction	801
between Economic Prosperity and Health	756	22.3 Economic Growth in the United States	802
Calculating Growth Rates and the Rule of 70	757	Economic Growth in the United States since 1950	803
What Determines the Rate of Long-Run Growth?	758	Is the United States Headed for a Long Period of	
Solved Problem 21.1: Where Does Productivity		Slow Growth?	803
Come From?	759	22.4 Why Isn't the Whole World Rich?	805
Making the Connection: Can India Sustain Its		Catch-up: Sometimes but Not Always	806
Rapid Growth?	760	Solved Problem 22.4: The Economic Growth	
Potential GDP	761	Model's Prediction of Catch-Up	808
21.2 Saving, Investment, and the Financial System	762	Why Haven't Most Western European Countries,	
An Overview of the Financial System	762	Canada, and Japan Caught Up to the United States?	809
The Macroeconomics of Saving and Investment	764	Why Don't More Low-Income Countries Experience	
The Market for Loanable Funds	765	Rapid Growth?	811
Making the Connection: Ebenezer Scrooge:		Making the Connection: Why Hasn't Mexico	
Accidental Promoter of Economic Growth?	767	Grown as Fast as China?	811
Solved Problem 21.2: Are Future Budget		The Benefits of Globalization	814
Deficits a Threat to the Economy?	769	22.5 Growth Policies	814
21.3 The Business Cycle	771	Enhancing Property Rights and the Rule of Law	814
Some Basic Business Cycle Definitions	771	Making the Connection: Will China's Standard of	
How Do We Know When the Economy Is in a		Living Ever Exceed That of the United States?	815
Recession?	772	Improving Health and Education	816
Making the Connection: Can a Recession Be a		Policies That Promote Technological Change	817
Good Time for a Business to Expand?	773	Policies That Promote Saving and Investment	817
What Happens during the Business Cycle?	774	Is Economic Growth Good or Bad?	817
Don't Let This Happen to You Don't Confuse		Conclusion	819
the Price Level and the Inflation Rate	777		
Will the U.S. Economy Return to Stability?	779		
Conclusion	781		
		PART 8: Short-Run Fluctuations	
CHAPTER 22: Long-Run Economic Growth:			
Sources and Policies	788	CHAPTER 23: Aggregate Expenditure and	
Will Economic Reforms in Mexico Boost Growth?	789	Output in the Short Run	828
22.1 Economic Growth over Time and around		Fluctuating Demand Helps—and Hurts—Intel	
the World	790	and Other Firms	829
Economic Growth from 1,000,000 B.C. to the Present	790	23.1 The Aggregate Expenditure Model	830
Making the Connection: Why Did the Industrial		Aggregate Expenditure	830
Revolution Begin in England?	791	The Difference between Planned Investment and	
Small Differences in Growth Rates Are Important	792	Actual Investment	831
Why Do Growth Rates Matter?	792	Macroeconomic Equilibrium	831
Don't Let This Happen to You Don't Confuse the		Adjustments to Macroeconomic Equilibrium	832
Average Annual Percentage Change with the		23.2 Determining the Level of Aggregate	
Total Percentage Change	793	Expenditure in the Economy	833
"The Rich Get Richer and ... "	793	Consumption	833
Making the Connection: Is Income All That Matters?	794	The Relationship between Consumption and	
22.2 What Determines How Fast Economies Grow?	795	National Income	836
The Per-Worker Production Function	796	Income, Consumption, and Saving	838
Which Is More Important for Economic Growth:		Solved Problem 23.2: Calculating the Marginal	
More Capital or Technological Change?	797	Propensity to Consume and the Marginal	
Technological Change: The Key to Sustaining		Propensity to Save	839
Economic Growth	797	Planned Investment	840
Making the Connection: What Explains the		Making the Connection: Is Student Loan Debt	
Economic Failure of the Soviet Union?	798	Causing Fewer Young People to Buy Houses?	841
Solved Problem 22.2: Using the Economic		Government Purchases	843
Growth Model to Analyze the Failure of		Net Exports	844
the Soviet Economy	799	Making the Connection: The iPhone Is Made	
		in China ... or Is It?	846